

SERVICELINE

Catering & Refrigeration Equipment Sales  Est. 1989



**FALCON E2962 ELECTRIC
CHIEFTAIN MANUAL TILT BRATT PAN**

FALCON E2962 ELECTRIC CHIEFTAIN MANUAL TILT BRATT PAN

SPECIFICATION DETAILS

E2962

Electrical rating (kW)	5.9
Electrical supply voltage	400V 3N~ or 230V~
Electrical current split 400V 3N~ (A)	L1: 12.8 L2: 12.8 L3: 12.8
Electrical current split 230V~ (A)	L1: 25.6
Oil capacity (litres)	14
Pan capacity (litres)	37
Pan size (w x d x h - mm)	500 x 530 x 140
Weight (kg)	123
Packed weight (kg)	136
Packed dimensions (w x d x h - mm)	650 x 1000 x 1100

KEY FEATURES

- Heavy duty cast iron pan - Delivers consistently even heating across the pan
- Versatile cooking performance - Able to carry out seven different cooking methods, including frying
- Manual tilt via front located handle - Safe, smooth pan tilting
- Incremental opening lid - See what's cooking without unnecessary heat loss
- Precise temperature control from 100 - 300°C - Responsive and accurate controls
- Automatic power cut-off when pan is tilted - Additional safety feature for added peace of mind

ACCESSORIES

- Cradle
- Factory fitted, adjustable castors

SIMILAR MODELS

- E2994 60 litre bratt pan
- E3800DX 60 litre duplex bratt pan
- E9881 80 litre duplex bratt pan
- G2962 37 litre gas bratt pan
- G2994 60 litre gas bratt pan

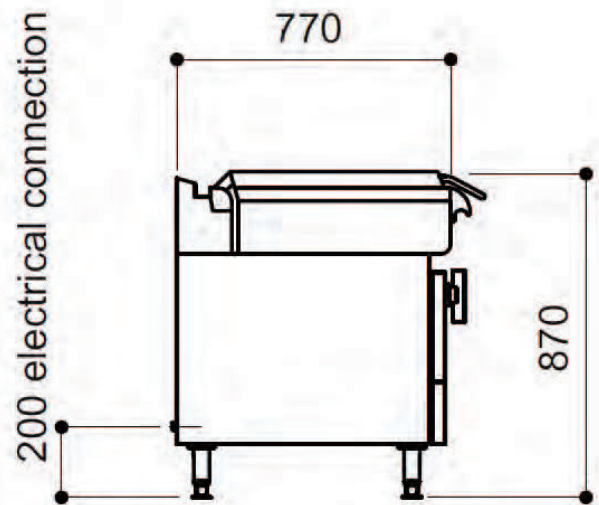
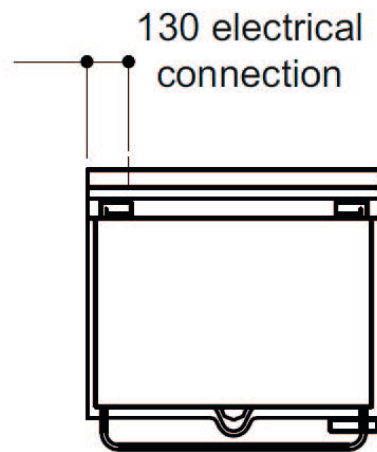
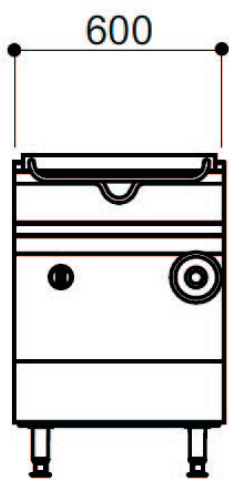
INSTALLATION NOTES

Adequate ventilation, whether natural or mechanical, must be provided to supply sufficient fresh air for combustion and to allow easy removal of such products that may present risk to health. Recommendations for ventilation of appliances are given in BS5440:2 and HVCA specification DW/172.

For multiple installations, requirements for individual appliances should be added together. Installation of any such system must be completed in accordance with local and/or national regulations that apply at time of commissioning.

The appliance must be installed on a firm, level floor in a well lit position. If levelling is necessary this is effected by adjusting the feet.

DIMENSIONS MEASUREMENTS IN MM



SERVICELINE

Catering & Refrigeration Equipment Sales  Est. 1989



01438 363 040

ServiceLine 1 Icen Ct, Icknield Way, Letchworth Garden City SG6 1TN